


General Set Up Instructions **Set up one frame at a time to avoid mixing pieces*



1
Straighten and connect all bungeed poles.



2
Organize all remaining poles by their numerical order & connect accordingly. **Insert any remaining reinforcement poles.**



3
Lift the frame and connect the footplates onto the frame.




4
Put on your fabric gloves and slide the printed graphic over the frame.

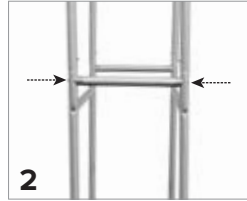


5
Zip up to close the cover.

Tower Instructions *Note: The push buttons on the Tower and Arch footplates must face backwards.*




1
Repeat Steps 1-2 in general instructions.



2
Screw on the stabilizing tubes to connect the two sides of the frame together.



3
Put on your fabric gloves, then slide the graphics over the frame. Zip up halfway.




4
Connect the frame to its corresponding foot plates by screwing through holes in the fabric and securing with nuts. Finish zipping up the fabric.




5
Screw on clamps to the tower through holes in the fabric and then snap the arch into place.

Case-2-Counter



1
Insert all four poles into the bottom case lid.



2
Connect the crossbars to the four poles by snapping them together.



3
Then, insert the top case into the four poles.



4
Pull the printed graphic over the frame. Then, buckle the two straps on the top & bottom.



5
Place top lid to cover the storage area and you're all set.

Light



1
Attach metal clamp on top of wall/banner and tighten. Then, slide light onto clamp.



2
Ensure the light is switched off before attaching cord and plugging into outlet.

TV Mount **Max TV weight: 50 lbs. Max TV size: 42"*



1
Locate the fabric holes and screw in the TV mount.



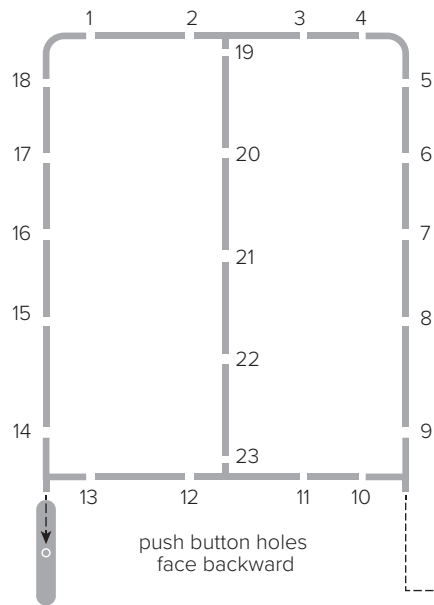
2
Screw mount base into the arch frame. Then, screw the mount arms onto the back of your TV.



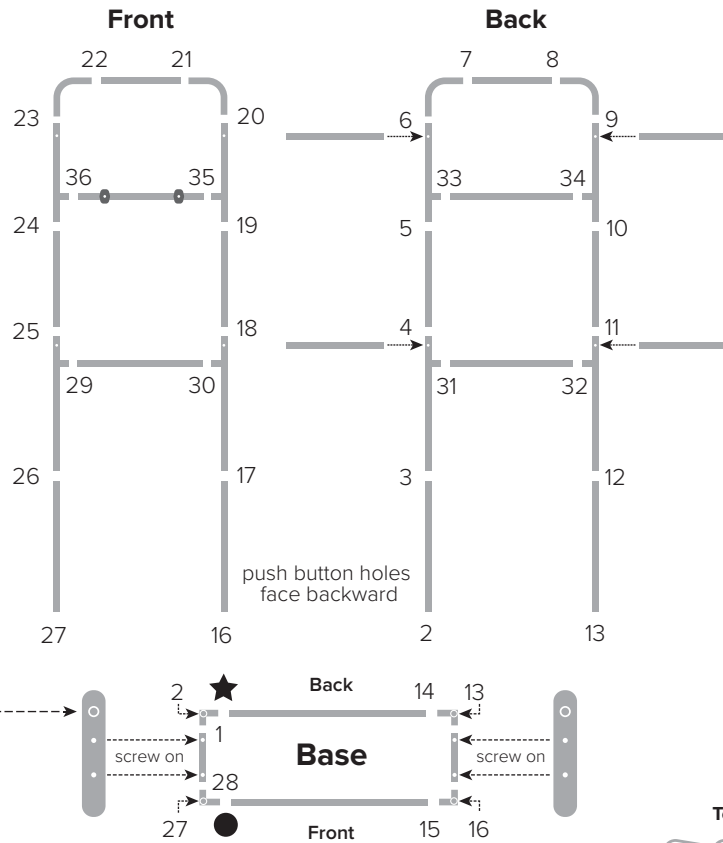
3
Secure your TV to the mount by hooking the arms onto mount, and tightening screws.

Quick-N-Fit Booth 1101

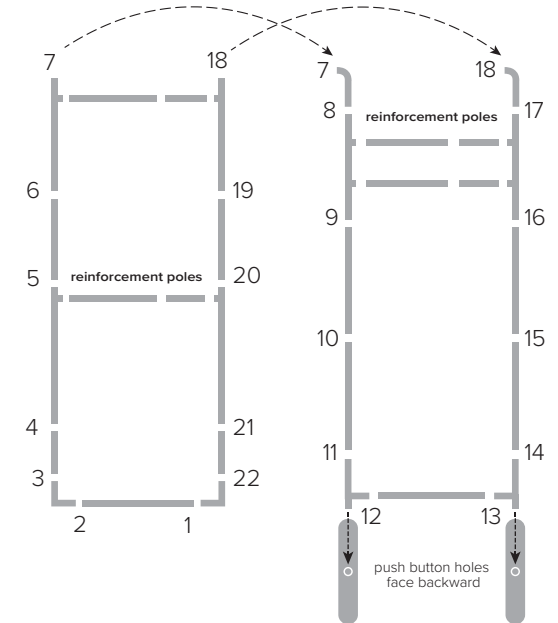
Wall



Tower



Arch



Includes:

- 1 Wall
- 1 Tower
- 1 Arch
- 1 Case-2-Counter
- 1 TV Mount
- 1 Light

**TV & Flooring Not Included*

